

VOLCANO EXPANSE T APEX ARGB MIDI



Excellent airflow.

Roomy design.


4 ARGB fans included.

Convenience of installation and expansion.



FANS

3 x 140 mm ARGB fans on the front and 1 x 140 mm ARGB on the back of the case. Fan speed controller included.



PERFECT AIRFLOW

Mesh panels to maintain optimal air circulation.



GLASS

Tempered glass on the side panel.



GPU STAND

Graphics card stand included. Additionally, you will also find a screwdriver, a cleaning cloth and a screw box.



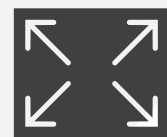
INTERIOR MODIFICATION

Possibility of arranging the structural elements of the motherboard mounting wall - installing a frame for fans or a cable organizer.



NO SCREWS

All panels are mounted with snaps.




SPACIOUS

Lots of space means easy installation of components.



QUALITY

The use of high-quality materials during production ensures its durability.



CPU COOLING

Possibility to install a processor cooler with a maximum height of 180mm.




FUNCTIONAL

Functional interior for 3.5" HDD and 2.5" SSD hard drives.



GPU

Space for graphic card up to 405 mm (with fans on the front of the case) or up to 430 mm (without fans).
Vertical card mounting possible.



DUST FILTERS

Four dust protection filters.





GAMING SOURCE

Here it is - the source of gaming... Volcano Expanse Apex ARGB Midi computer case. Because what would a real gaming computer be without a case in which all the components can be mounted with convenience? Plus, here you will find a classic design with a modern solutions.

There are plenty of practical solutions for powerful gaming computers - there is an easily removable front filter and one under the power supply, it is possible to install a frame for three additional fans instead of a cable organizer, and there is plenty of space for gaming components and great air circulation. When looking for the best solutions, it is good to go back to the source.



AIRY PANEL

Airy top panel with a dust filter for the best possible air circulation.
Possibility to install water cooling or additional fans.

ARGB FANS

Three 140 mm ARGB fans pre-installed.

EASILY REMOVABLE PANEL

You don't have to remove the entire front to clean the front mesh panel.

AIRY PANEL

Airy panel with mesh and a filter on the front. The hole pattern depends on the version.

ARGB FAN

One 140mm pre-installed ARGB fan.

GPU STAND

GPU stand included.

DUST FILTER

Easily removable dust filter on the bottom of the case.



RUBBER GROMMETS

Rubber cable grommets provide protection and facilitate component installation.

VELCROS

Velcro straps ensure optimal organization of cables.

CABLE TRAY

Removable cable tray.

SPACE FOR FANS

Space for 3 x 120 mm fans after installing a dedicated frame.

HDD BASKET

Space for 3.5" HDD and 2.5" SSD drives.

CONTROLLER


Fan controller for 9 fans.

DISK TRAY

Space for two 2.5" SSD drives or one 3.5" HDD drive.

PSU TUNNEL

Plenty of space for the power supply.





INTERIOR DESIGN

The Volcano Expanse Apex ARGB MIDI case allows you to arrange the interior in such a way that the computer is truly yours!

At the height of the motherboard, there is a dedicated space for mounting a cable tray or fan frame. It's up to you to decide how to use the possibilities of arranging the interior of your computer.

The tray allows you to organize the cables and keep the inside of the case in perfect order. This will be appreciated by people who focus primarily on aesthetics.

And if you are building a real gaming "monster" and need the best possible cooling of your components, instead of the tray you can install a frame for three additional 120-millimeter fans.



TURN YOUR COMPUTER INTO A REFRIGERATOR

By unscrewing the metal element designed to organize cables, you can install a dedicated frame for fans and cool the computer even better.



IN THE TRIANGLE OF DREAMS

The Volcano Expanse T APEX ARGB MIDI case is designed with triangle-shaped panels. Hence the letter "T" in the name of the case, which comes from the word "triangle".

How does it differ from its twin design, Volcano Expanse S ARGB Midi? In this version, due to the different design of the panels, dust filters have been added on the side and top of the case.

Whichever version you choose, it will be a great decision.



IT'S EASY!

Keeping your computer clean is very important. To minimize dust entering the interior, an easily removable dust filter is located at the front between the front panel and the case.

All you need to do is simply remove the front panel (you don't have to dismantle the entire front) and remove the filter to clean it quickly and conveniently. The use of practical solutions will be appreciated by anyone who systematically cares about the cleanliness, durability and functionality of their computer. Cleaning the front panel is easy!



MANY FANS

Keeping components running cool is very important. Thanks to this, they work more efficiently and their service life increases.

Pre-installed ARGB fans (3 x 140 mm at the front and 1 x 140 mm at the back) ensure good air flow, effectively cooling the graphics card and processor.

However, if you want to have even greater configuration options, you can install three additional 120 mm or 2 x 140 mm fans on the top panel.

Moreover, there is space on the motherboard mounting wall for three 120 mm fans after installing a special frame instead of the cable tray.

In total, you can have up to 10 fans here!





NO SCREWS

EASY AND PLEASANT - EVERYTHING WITH SNAPS

The times when you had to unscrew panels are long gone. In the Volcano Expanse case, we offer pleasant and simple solutions so that you can build your dream computer with a smile.

All panels are mounted with snaps - you do not need any tools to remove the panel and conveniently install the components.

Need to add RAM? Blow out the dust from the interior? You can remove the panels with a smooth movement of your hand without having to unscrew them.



The case is equipped with an ARGB fan controller. Thanks to this, you can manage their speed and backlight. A total of 9 fans can be connected.

CONTROLLER



AT YOUR FINGERTIPS

The I/O panel is placed at the top of the case, giving you convenient access to the connectors when the case is placed under the desk.

There are two USB 3.0 connectors and one USB-C connector on the panel. Classically, there is also a microphone and headphone input, as well as a power button and fan control.



READY FOR WATER COOLING

The case is ready for water cooling installation. At the top of the case there is room for a radiator up to 360 mm. The same size cooler will also fit in place of the pre-installed fans on the front of the case.

The same cooler (360 mm) can also be mounted on a dedicated frame of the motherboard wall, but its thickness cannot be greater than 52 mm. At the back, there is space for 120/140 mm water cooling.

The introduced solutions are aimed at creating a real gaming machine. And all this in a solid, airy construction.



DUST FILTERS

There is a dust filter under the power supply. You can easily remove and install the dust filter, which will keep your computer clean while increasing the efficiency and safety of the power supply and other installed components.

It was designed for ease of assembly and disassembly, which is facilitated by structural elements equipped with magnets. Access to the filter is possible both from the front and back of the case.

Dust filters are also installed on the top and side panels.



SPACE FOR YOUR FAVORITE GAMES

There is plenty of space for your favorite games. The case allows the installation of two 2.5" drives on the motherboard tray.

Additionally, you can install two 3.5" in the power supply tunnel.

With this amount of disk space, you can easily plan to install new games.



BEAUTY OF LED ARGB

This type of case simply needs RGB LED fans. And that's what you get as standard - there are four of them, all 140 mm ARGB.


Made in a classic design from high-quality materials, it makes an even better impression when illuminated with different colors.



RUBBER GROMMETS AND VELCROS



As befits the construction of the case for gaming computers, there are rubber grommets inside at the level of the power supply tunnel. Their purpose is to protect the cables against damage - especially the graphic card power cable. There are also Velcro cable organizers on the back of the motherboard tray to organize the inside of the computer in the best possible way.



PERFECT CABLE ORGANIZATION

Good organization of cables in the case is not only aesthetically important, but also contributes to better air circulation.

A dedicated metal construction element at the height of the motherboard mounting wall allows you to conveniently route cables and organize them in the best possible way.

In this case, aesthetics and top cable organization is possible.



SOFT MATERIAL CLOTH, SCREWDRIVE AND GPU STAND

We took care of all the details - we know that when assembling a computer, you just want to have everything you need at hand. Therefore, when you open the case, you will find a soft cloth with which you can clean the glass panels. Additionally, the set includes a screwdriver and a graphics card stand. And all case screws are packed in a dedicated box.



AIRFLOW

Triangular-shaped ventilation holes in the top, front and side panels ensure good air circulation.

In order to limit dust getting inside, all panels are equipped with a dust filter.

Since all panels are mounted with snaps, cleaning the filters is very easy.





REMOVABLE PCIe COVERS AND VERTICAL GPU MOUNTING

All PCI/PCIe expansion card slot covers are removable. Gamers will also appreciate the possibility of vertically mounting the graphics card, because the metal frame in which the slot covers are placed can be unscrewed.



ELEGANT BLACK



MODERN WHITE



10 REASONS WHY YOU SHOULD BUY IT

01. **ARGB**

The ARGB function allows you to freely illuminate your gaming computer.

02. **FANS**

Four pre-installed 140 mm fans. Additional fans mounting place. The case is also adapted to install water cooling. Possibility to install up to 10 fans. Fan controller included.

03. **DESIGN**

You decide what functions your computer should have - you can leave the structural elements of the case for better cable organization or install three additional fans.

04. **VERTICAL GPU MOUNTING**

The case allows vertical installation of the graphics card.

05. **RUBBER GROMMETS**

Inside, rubber grommets are used for the cable entry holes on the PSU tunnel. Their purpose is to protect the cables against damage.



10 REASONS WHY YOU SHOULD BUY IT

06. **DISK INSTALLATION**

Hard drives - two 2.5" drives can be mounted on the back of the motherboard tray, while space for additional 2.5" and 3.5" drives is provided in the power supply tunnel. This gives a lot of freedom in interior design.

07. **TUNNEL**

The power supply tunnel separates the PSU from other components. This solution ensures a lower temperature inside the case and has a positive effect on the aesthetics.

08. **SIDE PANELS**

Side panel made of tempered glass. All panels are mounted without screws - with snaps. Easy, simple and pleasant.

09. **DUST FILTERS**

Dust filters to keep the interior as tidy and clean as possible.

10. **AIRFLOW**

Airy panels to maintain the best possible air circulation.



**GO TO THE SOURCE OF
GAMING AND BUILD THE
COMPUTER OF YOUR
DREAMS**



WHI SHOULD CHOOSE VOLCANO EXPANSE?

Airy panels, including one made of tempered glass, four pre-installed 140 mm ARGB fans, fan controller, GPU support, extensive computer arrangement possibilities - this is a case that reaches to the source of gaming.

GAMING SOURCE

THIS IS WHERE IT STARTED



Volcano Amirani ARGB case – this is where the real gaming of the Volcano case series began. Appreciated not only by specialist editorial offices, but above all by users.

FINALLY WITHOUT CABLES



Volcano Space is a must-have for all fans of gaming structures who want to admire the exposed components.




A design for players looking for proven solutions.



GOOD AIRFLOW



**PLENTY OF SPACE
FOR FANS**



**PANEL
MOUNTED ON
SNAPS**



**4 x 140 MM ARGB
FANS INCLUDED**





Model

VOLCANO EXPANSE T APEX ARGB MIDI

PC case	Midi tower
Purpose	Gamers
Dimensions	490*235*505 mm (L*W*H)
Motherboard size	ATX/ Micro ATX/ ITX
Panel I/O ports	
• USB 3.0	2
• USB Typ C	1
• Microphone input	YES
• Headphone input	YES / HD AUDIO
Drive mounting locations	
• Max inner 3,5"	3
• Inner 2,5"	2
Color	Black / White
Tool-free assembly / disassembly of panels	YES



Model

VOLCANO EXPANSE T APEX ARGB MIDI

Number of fans installed

- Front 3 x 140 mm ARGB
- Rear 1 x 140 mm ARGB

Additional fans mounting place

- Top 3 x 120 mm / 2 x 140 mm
- Motherboard mounting wall 3 x 120 mm (after installing the dedicated frame)

Fan speed controller

YES. Possibility to connect 9 fans.

PCIe expansion slot covers

7

Power supply installation location

Tunnel, bottom of case.

PSU tunnel

YES. Maximum length of the power supply with disks installed:
315 mm

Max CPU cooler

180 mm

Max GPU length

405 mm (with fans)
430 mm (without fans)

Additional information

- Ready for water cooling
 - Top: 120mm/240mm/280mm/360mm
 - Front: 120mm/240mm/280mm/360mm
 - Rear: 120/140mm
 - Motherboard fan tray: 120mm/240mm/280mm/360mm
- Dust filters
 - Bottom, top, front, side panel.
- Steel thickness
 - 0,8 mm
- Net weight
 - 12,2 kg

LOGISTICS



Black case EAN: 5903560981312

Product code: AT-EXPANSE-TG-10-000000-0002

Dimension of individual packaging: 588 x 325 x 610 mm

Weight brutto: 14,6 kg

White case EAN: 5903560981329

Product case: AT-EXPANSE-TG-20-000000-0002

