



Beauty of gaming in industrial style





— LOGIC ATOS ARGB MINI

MINI Tower



-LOGIC ATOS ARGB MINI



Big possibilities

Support for mini-ITX and Micro-ATX motherboards are compact solutions for building a PC for learning, working and gaming. It takes up less space in the room than other standard ATX cases, and at the same time is very functional.

CHOICE IS YOURS!

MODERN WHITE

— LOGIC ATOS ARGB MINI



ELEGANT BLACK



FEATURES

Modern design.

Tunnel for PSU.

Optimal airflow.

**Mini-ITX and Micro-ATX
motherboard support.**

Case type: MINI Tower.

Compact sizes.

**Two 120 mm ARGB fans on
the front of the case
installed.**

**One 120mm ARGB fan on
the back of the case
installed.**

Tempered glass side panel.

**1 USB 3.0 port on the top of
the case.**

**2 USB 2.0 ports on the top of
the case.**

— LOGIC ATOS ARGB MINI



Always ready to play



Logic Atos is a PC case designed to build an efficient and modern gaming computer. Optimal air flow, practical solutions and pre-installed ARGB fans give it a gaming character.

—LOGIC ATOS ARGB MINI

Home & Office

Despite its gaming character, the PC case will also work well in office tasks and everyday work. The possibility to build a universal and efficient computer is undoubtedly its advantage.

—LOGIC ATOS ARGB MINI



Modern design

Side panel made of tempered glass allows you to expose the gaming components of the computer, positively affecting the design of the entire structure.



READY FOR GAMING

The possibility of mounting graphics cards up to 290 mm and the maximum height of CPU cooling up to 160 mm allows for the installation of most efficient and modern components available on the market.

TEMPERED GLASS

Like the best PC cases, Logic Atos has a tempered glass on the side panel. It was deliberately limited to the side panel only, in favor of the mesh front panel.




OPTIMAL AIR FLOW

The ventilated front panel provides airflow with two powerful 120mm ARGB fans.

This allows you to effectively cool the installed components inside the computer, positively affecting the culture of their work and life.

Optionally, it is possible to install two 140 mm fans on the front of the case on your own, in place of the factory-installed ones.





— LOGIC ATOS ARGB MINI

BEAUTY OF ARGB

Gaming PC case must look nice. That's why pre-installed ARGB fans add beauty to the case and gaming stand.

The color of the backlight can be freely changed from the predefined settings using the RESET button on the control panel of the case.




—LOGIC ATOS ARGB MINI

**The beauty of gaming
in a small size and
industrial style**

— LOGIC ATOS ARGB MINI

EASY ASSEMBLY



Everything here is well thought out and intuitive. Building a computer in this case is a pleasure and is child's play.

USB CONNECTORS ON THE TOP PANEL

Convenient access to the top panel

Convenient access to the top panel, with two USB 2.0 and one USB 3.0 connectors. There is also HD audio jack for headphones and microphone, power and reset button (allowing you to control the ARGB backlight).



PSU

TUNNEL FOR PSU

Small holes under the mounting place of the power supply have a filtering function, limiting dust and dirt from getting inside the PC case. At the same time, they ensure the supply of fresh air to the power supply.





4 PCIe EXPANSION CARD SLOTS

Four slots for PCIe expansion cards. This is the optimal amount for installing, for example, a graphics card and a network card.



BUILD COMPUTER TO MATCH YOUR NEEDS



The installation of HDD or SSD drives is of course also well thought out here. Inside the case in a tunnel there is a basket for 2 x 3.5" or 2.5" drives.


Moreover, on the motherboard tray, it is possible to install an additional 1 x 2.5" drive (installation of this drive should be done before installing the motherboard).

5 REASONS WHY YOU SHOULD HAVE IT



3 x ARGB FANS

Pre-installed ARGB fans.



FOR GAMING

Optimal solutions to build a gaming computer.



OPTIMAL AIR FLOW

Practical solutions for optimal air flow.



TEMPERED GLASS


Tempered glass side panel.



Micro-ATX

Compact solutions - great possibilities in a small PC case.

LOGIC
ATOS
ARGB
MINI





—LOGIC ATOS ARGB MINI

Technical Specifications

3 x USB port (1 x USB 3.0 and 2 x USB 2.0).
 HD Audio.
 1 microphone port.
 1 headphone port.

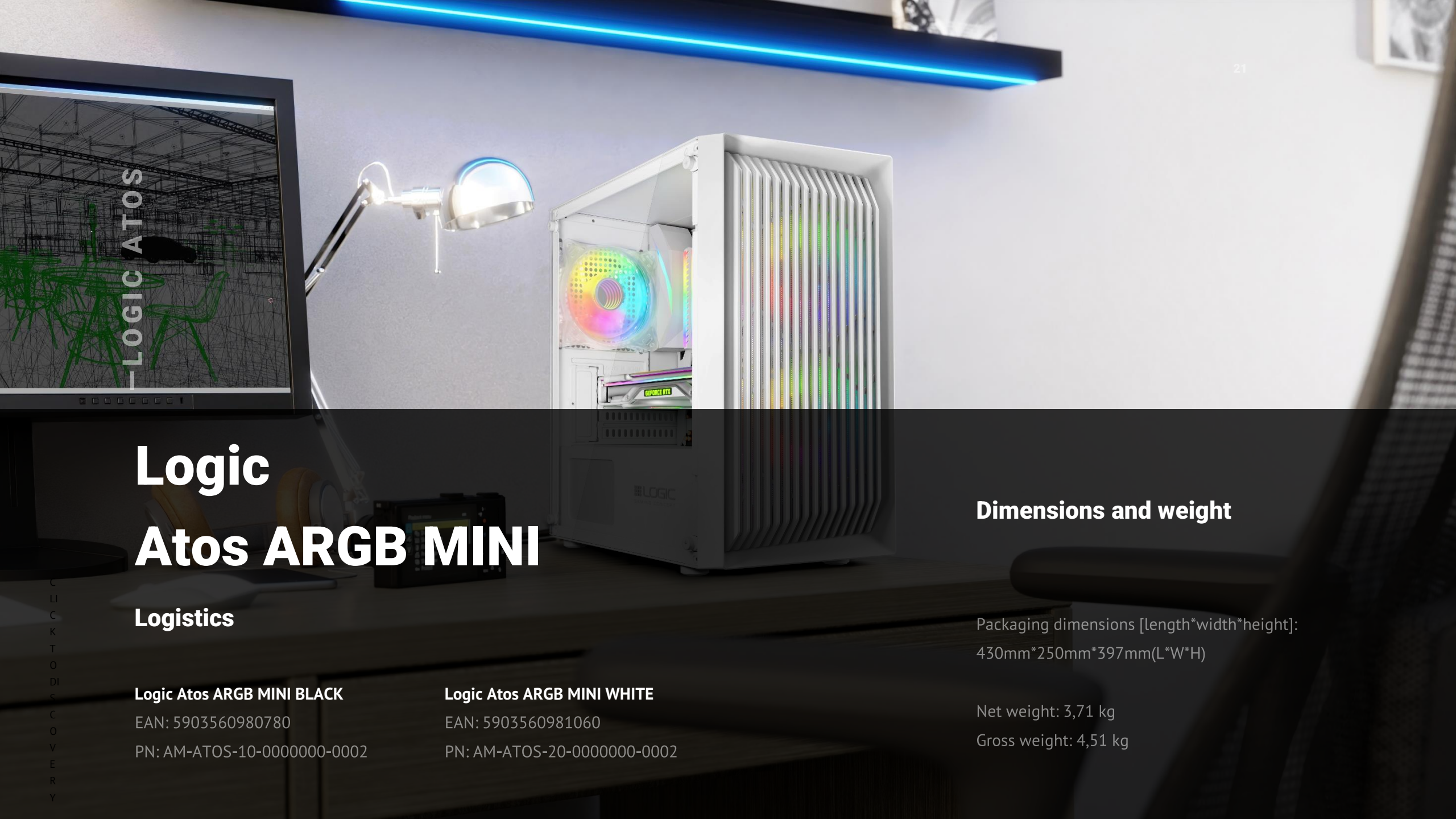
Fan mounting locations:
 front 2 x 120 mm or 2 x 140 mm.
 rear 1 x 120mm.

Fans installed:
 2 x 120mm ARGB on front panel
 1 x 120mm ARGB on rear panel

Drive installation locations:
 Inside:
 2 x 3.5" (or 2.5") basket.
 1 x 2.5" on the motherboard tray (installation before mounting the motherboard).
 PCI Expansion Cards: x4

ATX power supply installation: bottom
 Dimensions [depth*width*height]
 Dimensions without front panel: 300mm*200mm*375mm
 Dimensions with panel and feet: 340mm*200mm*385mm

Maximum motherboard size: micro-ATX
 Possibility of mounting graphics cards: up to 290 mm
 The maximum height of the CPU cooler: 160 mm
 Available colors: black and white



Logic Atos ARGB MINI

Logistics

Logic Atos ARGB MINI BLACK
EAN: 5903560980780
PN: AM-ATOS-10-0000000-0002

Logic Atos ARGB MINI WHITE
EAN: 5903560981060
PN: AM-ATOS-20-0000000-0002

Dimensions and weight

Packaging dimensions [length*width*height]:
430mm*250mm*397mm(L*W*H)

Net weight: 3,71 kg
Gross weight: 4,51 kg

C
L
I
C
K
T
O
D
I
S
C
O
V
E
R
Y